

ANNUAL REPORT



Saint Vincent's
SERVICES

Treatment • Care • Transformation

Letter from our **Executive Director**

Saint Vincent's Services (SVS) continues to deal with the impacts of the pandemic and the recent surge with the Omicron variant. Our staff continue to be heroic and committed to providing our full range of services in modified ways to ensure that the children, youth, and families we serve continue to receive necessary services, while other aspects of their lives are negatively impacted by the pandemic. SVS staff have effectively created, maintained, and leveraged connections with clients which have offered ongoing support and creative intervention throughout the pandemic.

Saint Vincent's has recently received ten contracts for residential services from the MA Department of Children and Families. Eight of the contracts will allow us to continue to provide the services which we have provided for many years. The two new programs will allow us to expand our residential continuum to include an Intensive Emergency Treatment Residence and Young Parent Living Program. In addition, we are expanding our out-patient clinic services by partnering with local providers, schools, and our sister agency, Catholic Social Services. Since its opening ten years ago, our out-patient clinic has grown in scope and has been responsive to community needs by offering in-home and community-based services, school-based services, and the implementation of behavioral health services across all of our programs, which are informed by evidence-based practices. We have successfully implemented the ARC

Framework across programs, which represented a shift in our program culture. In 2020 we received federal grant funding to replace roofs and renovate a number of our living environments. The renovations funded through the Federal Home Loan grant continued in 2021 and should be completed in 2022. In addition to the renovation of our residential living environments, we have begun making improvements to the main building through private donations and grants. These improvements will allow us to expand our out-patient clinic capacity. As we add to our functional physical space and recruit additional clinical staff, we will increase our capacity within the clinic to respond to the expanding needs of children, youth, and families within the Greater Fall River area and the Southeast Region.

As we move into 2022, Saint Vincent's will continue providing a safe place where those in need can find support and healing and our team of dedicated professionals will continue to carry out our Mission of providing Treatment, Care, and Transformation. When we add the support of our donors, volunteers, and community partners, Saint Vincent's is poised to have an outstanding 2022 and will continue to expand our support in our local community. To that end, after nearly 25 years as Saint Vincent's Chief Executive Officer, and more than 50 years in child welfare and behavioral health, I have decided to retire from my position at the end of March 2022.

While my time at Saint Vincent's will come to an end, the need for the programs and services provided by Saint Vincent's is greater than ever before. The pandemic has forced us to confront life's realities and the need to work in creative ways. From canceled fundraising events to changes in the way we provide service – now more than ever we need the support of our donors and the community. Please consider supporting Saint Vincent's in 2022 as we work to expand the work of our mental health clinic and the other services we provide.

Thank you again to all of the staff, donors, and the many different supporters who have allowed me to lead our efforts in furthering our Mission of providing Treatment, Care, and Transformation for the children, youth, and families in our community. I am very grateful.

Sincerely,

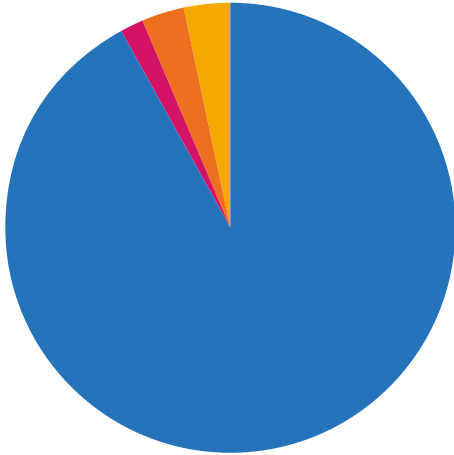


John T. Weldon
Chief Executive Officer



Fiscal & Data Report

OPERATING REVENUES BY TYPE:

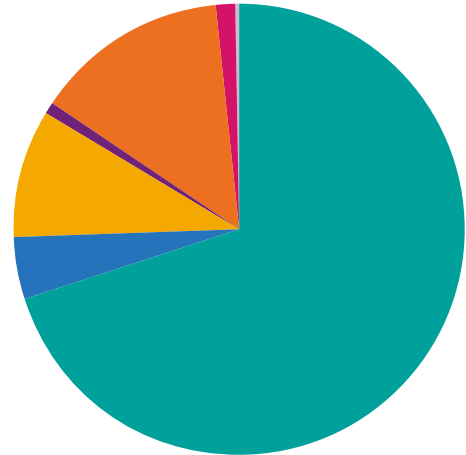


Service Fees	\$11,129,244 (92.16%)
Contributions and Fundraising	\$191,709 (1.59%)
Grant Revenue	\$378,415 (3.13%)
Other Revenue	\$377,022 (3.12%)

\$12,076,390

Please note: Other revenue includes \$1,872,600 revenue from Payroll Protection Plan Forgiveness.

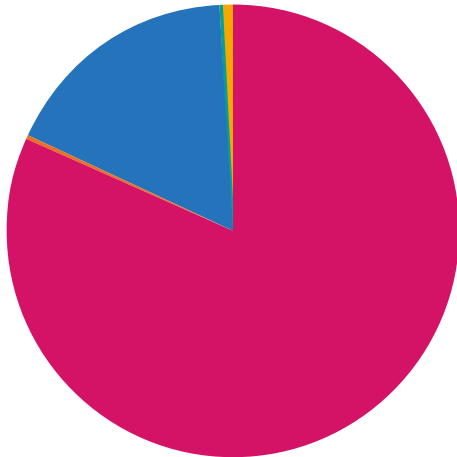
EXPENSES BY CATEGORY:



Program Personnel	\$9,008,716 (70.10%)
Program Facilities	\$567,644 (4.42%)
Program Support & Supplies	\$1,188,793 (9.25%)
Fundraising	\$116,529 (0.91%)
Administration	\$1,773,009 (13.80%)
Depreciation	\$194,952 (1.52%)
Interest	\$889 (0.01%)

\$12,850,532

SERVICE FEES BY SOURCE:



MA Dept. Children and Families	\$9,103,553 (81.80%)
MA School Departments	\$24,000 (0.22%)
MA Medicaid MBHP Sub-Contract	\$1,909,636 (17.16%)
Other Third Party Payers	\$1,437 (0.01%)
Other Sub-Contract Agencies	\$90,618 (0.81%)

\$11,129,244

More detailed information and audited financials can be found on the Saint Vincent's Services website.





Saint Vincent's
SERVICES

2425 Highland Avenue
Fall River, MA 02720



Saint Vincent's
SERVICES

